


MALDIVES RESILIENT REEFS RECOMMENDED LANDING SIZES

We recommend that the following reef fish species are only caught above the minimum size limits indicated below. Total length is measured from the mouth to the end of the tail as shown here.



EMPERORS



Grey Large Eye Bream  
0.7ft / 20cm



Smalltooth Emperor  
1ft / 30cm



Spot-cheek Emperor  
1ft / 30cm



Humpnose Bigeye Bream  
1ft / 30cm



Pink Ear Emperor  
1ft / 30cm



Orange-fin Emperor  
1.3ft / 40cm



Yellowlip Emperor  
1.3ft / 40cm



Redaxil Emperor  
1.3ft / 40cm



Long Nose Emperor  
1.8ft / 55cm

SNAPPERS



Indian Snapper  
0.7ft / 20cm



Yellow-lined Snapper  
0.7ft / 20cm



Common Bluestripe Snapper  
0.8ft / 25cm



Humpback Red Snapper  
0.8ft / 25cm



Midnight Snapper  
1.2ft / 35cm



Small Toothed Jobfish  
1.3ft / 40cm



Green Jobfish  
1.5ft / 45cm



Two-spot Red Snapper  
1.5ft / 45cm



Emperor Red Snapper  
1.8ft / 55cm



Rusty Jobfish  
2ft / 60cm



Mangrove Red Snapper  
2ft / 60cm

Fish Images: [www.fishIDER.org](http://www.fishIDER.org) (42 images), [www.si.edu](http://www.si.edu) (2 images), [fishesofaustralia.net.au](http://fishesofaustralia.net.au) (1 image), [mnhn.fr](http://mnhn.fr) (1 image), [ffish.asia](http://ffish.asia) (1 image)



# MALDIVES RESILIENT REEFS RECOMMENDED LANDING SIZES

We recommend that the following reef fish species are only caught above the minimum size limits indicated below. Total length is measured from the mouth to the end of the tail as shown on here.



## JACKS



**Coastal Trevally**  
0.8ft / 25cm



**Bar Cheek Trevally**  
1ft / 30cm



**Bluefin Trevally**  
1.5ft / 45cm



**Blue Trevally**  
1.3ft / 40cm



**Bigeye Trevally**  
1.5ft / 45cm



**Black Trevally**  
1.8ft / 55cm



**Giant Trevally**  
2ft / 60cm



**Rainbow Runner**  
2.1ft / 65cm



**African Pompano**  
2.5ft / 75cm

## BARRACUDA



**Bigeye Barracuda**  
1.3ft / 40cm




**Great Barracuda**  
2.3ft / 70cm

## BILL FISH




**Indo-Pacific Sailfish**  
5.6ft / 170cm



**Striped Marlin**  
6.9ft / 210cm



**Black Marlin**  
7ft / 215cm



**Swordfish**  
7ft / 215cm

Fish Images: [www.fishIDER.org](http://www.fishIDER.org) (42 images), [www.si.edu](http://www.si.edu) (2 images), [fishesofaustralia.net.au](http://fishesofaustralia.net.au) (1 image), [mnhn.fr](http://mnhn.fr) (1 image), [ffish.asia](http://ffish.asia) (1 image)

# MALDIVES RESILIENT REEFS RECOMMENDED LANDING SIZES

We recommend that the following reef fish species are only caught above the minimum size limits indicated below. Total length is measured from the mouth to the end of the tail as shown here.




## MACKERELS



**Kawakawa**  
1.5ft / 45cm



**Skipjack Tuna**  
1.5ft / 45cm




**Wahoo**  
3.3ft / 100cm



**Yellowfin Tuna**  
3.4ft / 105cm



**Bigeye Tuna**  
3.8ft / 115cm



**Dogtooth Tuna**  
4ft / 120cm

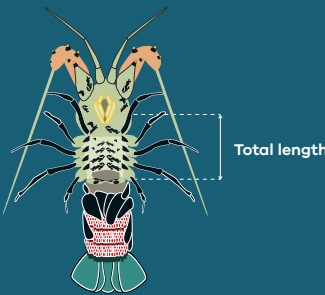
## DOLPHINFISH



**Common Dolphinfish**  
2ft / 60cm

## LOBSTER SIZE LIMITS

Maldives Resilient Reefs recommends that the following lobster species are caught above the size limits indicated below. Carapace length is measured from the eyes to the end of the carapace as shown on the left.



**Painted Spiny Lobster**  
7.6cm / 3 inches



**Pronghorn Spiny Lobster**  
7.6cm / 3 inches



**Japanese Spiny Lobster**  
7.6cm / 3 inches

Fish Images: [www.fishIDER.org](http://www.fishIDER.org) (42 images), [www.si.edu](http://www.si.edu) (2 images), [fishesofaustralia.net.au](http://fishesofaustralia.net.au) (1 image), [mnhn.fr](http://mnhn.fr) (1 image), [ffish.asia](http://ffish.asia) (1 image)



# MALDIVES RESILIENT REEFS RECOMMENDED LANDING SIZES

We recommend that the following reef fish species are only caught above the minimum size limits indicated below. Total length is measured from the mouth to the end of the tail as shown here.



## GROUPERS



**Leopard Hind**  
0.5ft / 15cm



**Strawberry Hind**  
0.7ft / 20cm




**Darkfin Hind**  
0.7ft / 20cm



**Blacktip Grouper**  
0.8ft / 25cm



**White-streaked Grouper**  
0.8ft / 25cm



**Coral Hind**  
1ft / 30cm



**Sixblock Hind**  
1ft / 30cm



**Snubnose Grouper**  
1ft / 30cm



**Four-saddle Grouper**  
1ft / 30cm



**Redmouth Grouper**  
1.2ft / 35cm



**Slender Grouper**  
1.2ft / 35cm



**Peacock Hind**  
1.2ft / 35cm



**Golden Hind**  
1.2ft / 35cm



**Tomato Hind**  
1.2ft / 35cm



**White-edged Lyretail**  
1.2ft / 35cm



**White-spotted Grouper**  
1.3ft / 40cm



**Blue and Yellow Grouper**  
1.5ft / 50cm



**Yellow-edged Lyretail**  
2.1ft / 65cm



**Blacksaddled Coral Grouper**  
2.1ft / 65cm



**Roving Coral Grouper**  
2.1ft / 65cm

Fish Images: [www.fishIDER.org](http://www.fishIDER.org) (42 images), [www.si.edu](http://www.si.edu) (2 images), [fishesofaustralia.net.au](http://fishesofaustralia.net.au) (1 image), [mnhn.fr](http://mnhn.fr) (1 image), [ffish.asia](http://ffish.asia) (1 image)

